




FORCE
BIKE COMPONENTS FOR YOU

Holder for bag on handlebar FORCE TRIP (896163)



Installation instructions:

1. Place the spacer on the handlebars (see Fig. 1).
For a handlebar size of 31.8 mm, it is not necessary to use the spacer.
2. Add the crossbar to the spacer and connect it with the U-Clip (see Fig. 2).
Install U-Clip with „TOP“ highlighted upwards.

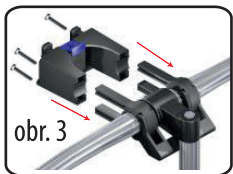


Important: Ensure that the crossbar is located below the stem (see Figure 4), otherwise the bag will not hold properly on the handlebars.

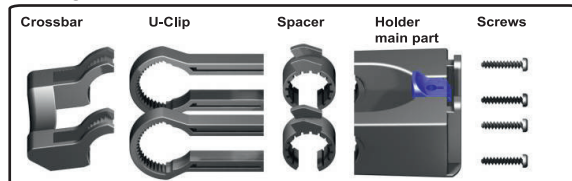
3. Insert the main part of the holder into the U-Clips and tighten the screws (see Figure 3)



obr. 4



Package contents



FORCE.cz

Dodavatel / Importer / Поставщик
KCK Cyklosport-Mode s.r.o., Bartošova 348, 765 02 Otrokovice-Kvitkovice, CZ
www.kckcyklosport.cz, www.force.cz
Země původu Čína / Made in China / Страна происхождения Китай